
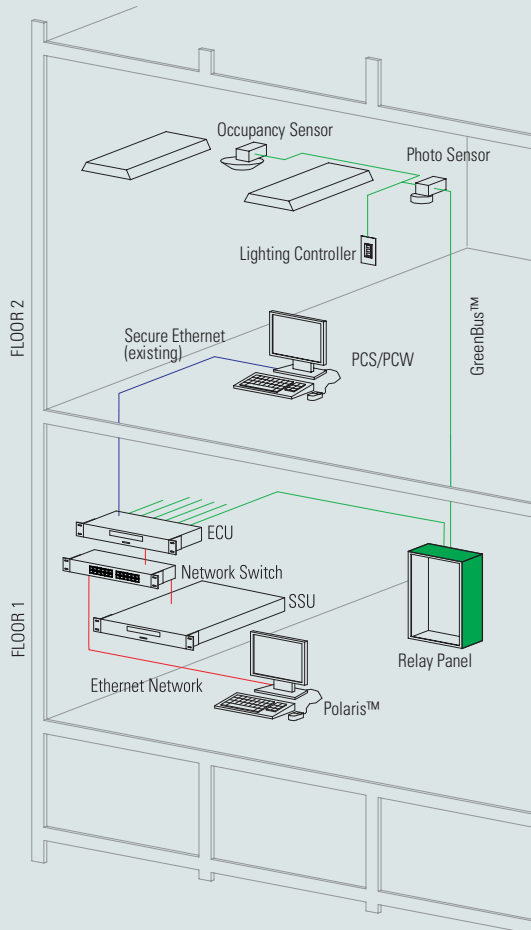




# ENCELIUM

## ENERGY CONTROL SYSTEM HARDWARE




### ■ RP24 - Relay Panel

The Encelium 24 Relay Panel is an addressable lighting control panel that fully integrates with Encelium's ECS lighting control system. The Encelium relay panel allows each individual relay to be individually controlled and configured to best meet the needs of the facility. Energy Management Strategies such as smart time scheduling, occupancy control and daylight harvesting can be deployed through use of the relay panel. Each relay can be addressed as an individual zone or as part of a larger zone and is controlled through Encelium's Polaris software. Navigation is made easy through a floor plan based graphical interface as well as through a zone level "tree" configuration. Multiple panels can be daisy chained as part of the overall Encelium architecture through the GreenBus™ communication network. It can be applied in conjunction with addressable fixture level control strategies. It is the perfect solution for applications where individual fixture control or dimming is not required.

### SYSTEM ARCHITECTURE


This illustration shows how each component is easily integrated into the Encelium Energy Control System. Each light fixture, sensor, relay panel and lighting controller is daisy-chained back to the Energy Control Unit (ECU) using prefabricated "click & go" GreenBus™ communication cabling. ECUs typically control individual floors and are linked via an Ethernet Network. Internet or LAN connection allows Windows floor plan based control software to be operated anywhere on the network. For reference, the component shown on this data sheet is highlighted. ■



### ■ RM24 - Relay Module

The Encelium Relay Control Module is an electronic retrofit module that enables existing relay panels/boxes to be integrated with Encelium's addressable lighting control system, ECS. The relay module can be installed in most standard relay panels utilizing existing electrical wiring and relays. It is mounted in the center of the existing panel (replaces old circuiting) and is wired to the existing relays in the panel. This allows each relay to be addressed individually and provides all of the benefits of using Encelium's 24 Relay Panel and Polaris control software.

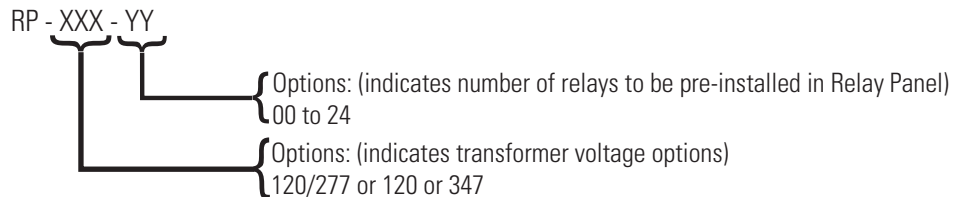
RM24 - Relay Module



**SPECIFICATIONS**

- Dimensions: 14 L x 1.38" H x 2.25" W (24 Relay Module)  
19.25" H x 18.25" W x 4.0" D (24 Relay Panel)
- Max. ambient temperature +40 C/104 F
- Suitable for 35 mm DIN rail mounting (Relay module)
- Controls Aromat HID (2 Wire) or GE (3 Wire) relays
- Two RJ45 ports for GreenBus™ connection
- Rated for indoor use
- Scalable to 48/72
- Specifications subject to change without notice
- Install in accordance with all applicable national and local electrical and building codes
- RP24: c(UL)us listed, UL916 (Energy Management Equipment)
- RM24: c(UR)us recognized component, UL916 (Energy Management Equipment)

**RELAY PANEL PART NUMBERING SYSTEM**



Example: RP-120/277-13

This relay panel will have 13 relays pre-installed and has 120/277 volt transformer.

For units where no relays are to be installed, order RP-XXX-00.

Relays can also be ordered separately as Part no. RLY-700.