


SYSTEM ARCHITECTURE

This illustration shows how each component is easily integrated into the Encelium Energy Control System. Each light fixture, sensor and lighting controller is daisy-chained back to the Energy Control Unit (ECU) using prefabricated 'click & go' GreenBus™ communication cabling. ECUs typically control individual floors and are linked via an Ethernet Network. Internet or LAN connection allows Windows floor plan based control software to be operated anywhere on the network. For reference, the component shown on this data sheet is highlighted. ■

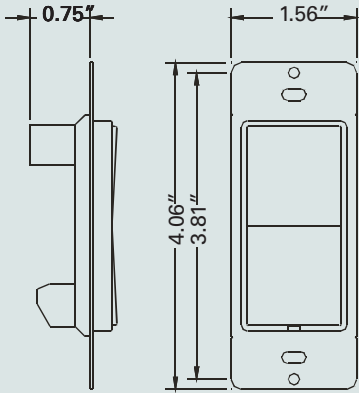


■ MYCON PERSONAL LIGHTING CONTROLLER

The Mycon lighting controller is a versatile, low voltage lighting controller that provides local on/off and dimming control over lighting zones. Offering a choice of five colors, it features a "classic" rocker switch look, and connects to the Encelium ECS lighting control system through GreenBus™ cable with standard RJ45 connectors. Each Mycon controller is addressed and configured through Encelium's Polaris software interface.

The Mycon lighting controller is a single zone lighting controller ideal for small conference rooms, private offices and other spaces where multi-zone control is not required. A short press of the upper/lower buttons turns lighting on/off, while a "press and hold" dims lighting up or down. The zone status is indicated by an LED with yellow indicating on and blue indicating off. Where a lighting zone is controlled by a time schedule (rather than by occupancy sensors), the Mycon also allows for a manual override of the time schedule by the press of the upper button which "re-activates" the zone about to be shut down for a configurable override period. During the shut down warning mode, the Mycon will alternately flash the LED from blue to yellow to indicate to occupants that an override is necessary.

The Mycon also features an occupancy sensor interface for use with low voltage ceiling or wall mounted occupancy sensors. A connection to the controller can be made directly from the sensor thereby eliminating the need for an I/O module to be connected to the sensor. A two gang configuration is used when connecting to a wall mounted occupancy sensor. Sensor timeouts can be configured through Encelium's Polaris software.



Low voltage GreenBus™ connection to back of lighting controller

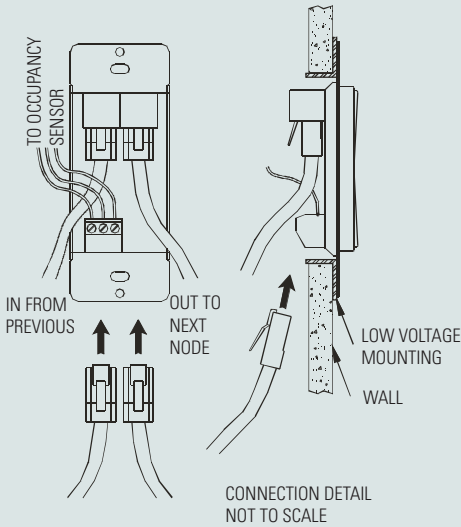
SPECIFICATIONS

- Dimensions: 4.06" H x 1.56" W x 0.75" D
- Max. ambient Temperature +40°C/104°F
- Class II Low Voltage device
- Power through GreenBus™ connection
- Two RJ45 ports for GreenBus™ connection, interconnected via prefabricated GreenBus™ cable
- Mycon controllers come complete with a single gang mounting plate and color matched screwless faceplate
- A white dual gang faceplate is available for the Mycon upon request (add suffix-D to catalog number)

Specifications subject to change without notice.

Install in accordance with all applicable national and local electrical and building codes.

Cat. #MYC-500 [-D] [insert color suffix as below]



White Almond Ivory Grey Black
 Suffix -A Suffix -I Suffix -G Suffix -B

Color may not be exactly as shown. Colors conform to NEMA WD 1.



CORPORATE HEAD OFFICE
 500 Frank W. Burr Boulevard
 Floor 1, Suite 29
 Teaneck, NJ 07666 U.S.A.
 Tel. 1.201.928.2400
 Tel. 1.201.928.4028

CANADIAN OFFICE
 68 Leek Crescent - Unit A
 Richmond Hill, ON L4B 1H1
 CANADA
 Tel. 1.905.731.7678
 Tel. 1.905.731.1401

TECHNICAL SUPPORT
 1.888.531.7573

EMAIL technicalsupport@encelium.com
WEB www.encelium.com/technicalsupport